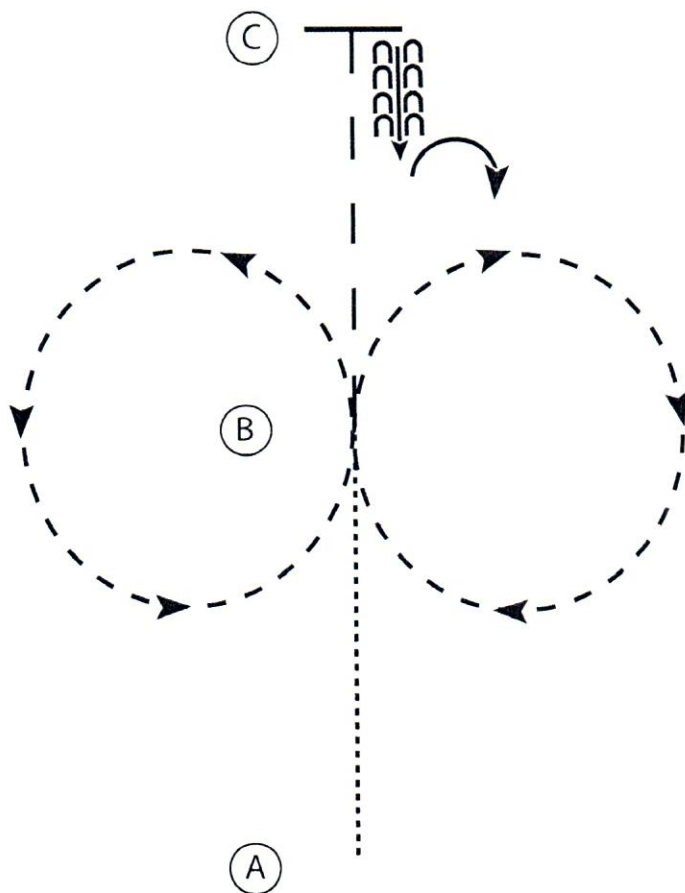


Show Date: 6/16-17/2023

www.HorseShowPatterns.com

www.HorseShowPatterns.com



1. Walk A to B
2. Sitting trot circle to the right
3. Posting trot circle to the left
4. At B extend the trot to C
5. Stop at C and back 4 steps
6. Perform a 90 degree turn to the right

Walk
Trot	-----
Extended Trot	-----
Canter	—————
Leg Yield	
Lead Change	↙↘
Back	←←←←
Marker	(B)
Sidepass	←---→

[HSE/WT-1]

Pattern Provided by:
RICHARD SPINKS

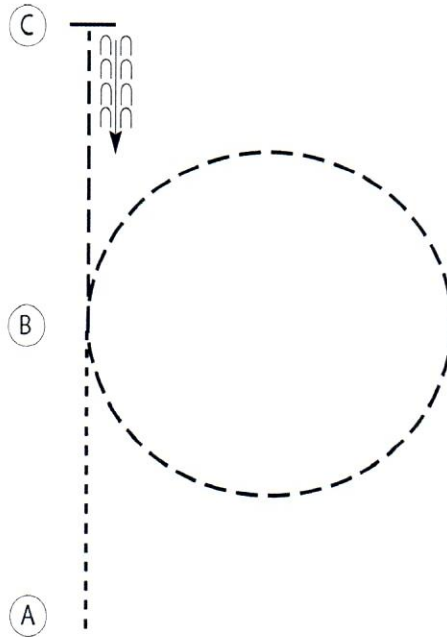
RQHA

W/T (AM)

Show Date: 6/16-17/2023

W W W . H o r s e S h o w P a t t e r n s . c o m

W W W . H o r s e S h o w P a t t e r n s . c o m



Be ready at A.

1. Walk from A to B.
2. At B, perform a posting trot circle to the right on the proper diagonal.
3. Return to B and perform a sitting trot to C.
4. Stop at C and back approximately one horse length.

Follow the instructions of your ring steward.

Walk	-----
Trot	- - - - -
Extended Trot	— — — — —
Canter	—————
Leg Yield	
Lead Change	— / —
Back	← u u u u
Marker	⊙ B
Sidepass	← - - - - →
Hand Gallop	— — — — —

[HSE/WT-32]

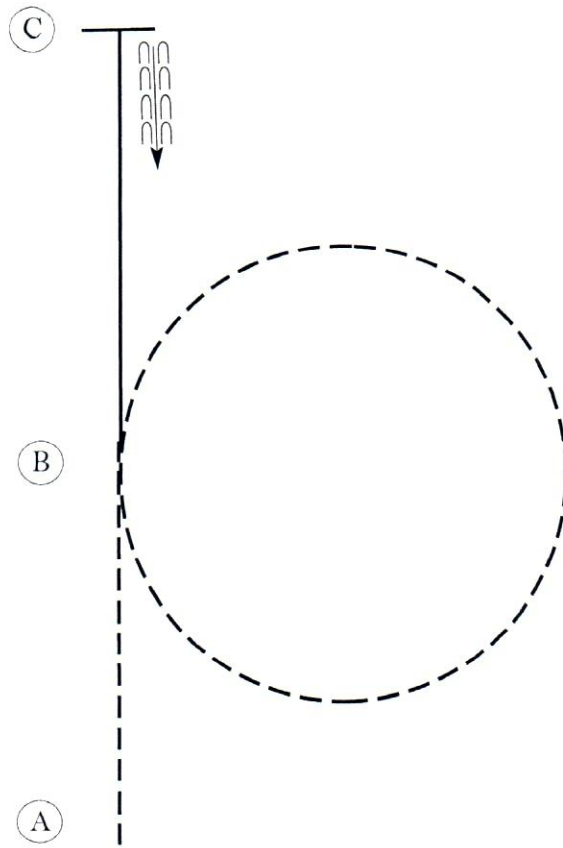
Pattern Provided by:
RICHARD SPINKS

NOVICE (ALL)

Show Date: 6/16-17/2023

www.HorseShowPatterns.com

www.HorseShowPatterns.com



Be ready before A.

1. Sitting trot A to B.
2. At B, posting trot circle to the right on proper diagonal.
3. At B, canter on the left lead to C.
4. Stop at C and back approximately one horse length.

Walk	-----
Trot	- - - - -
Extended Trot	-----
Canter	-----
Leg Yield	
Lead Change	↙
Back	←←←←←
Marker	(B)
Sidepass	←---←
Hand Gallop	-----

[HSE/1-2]

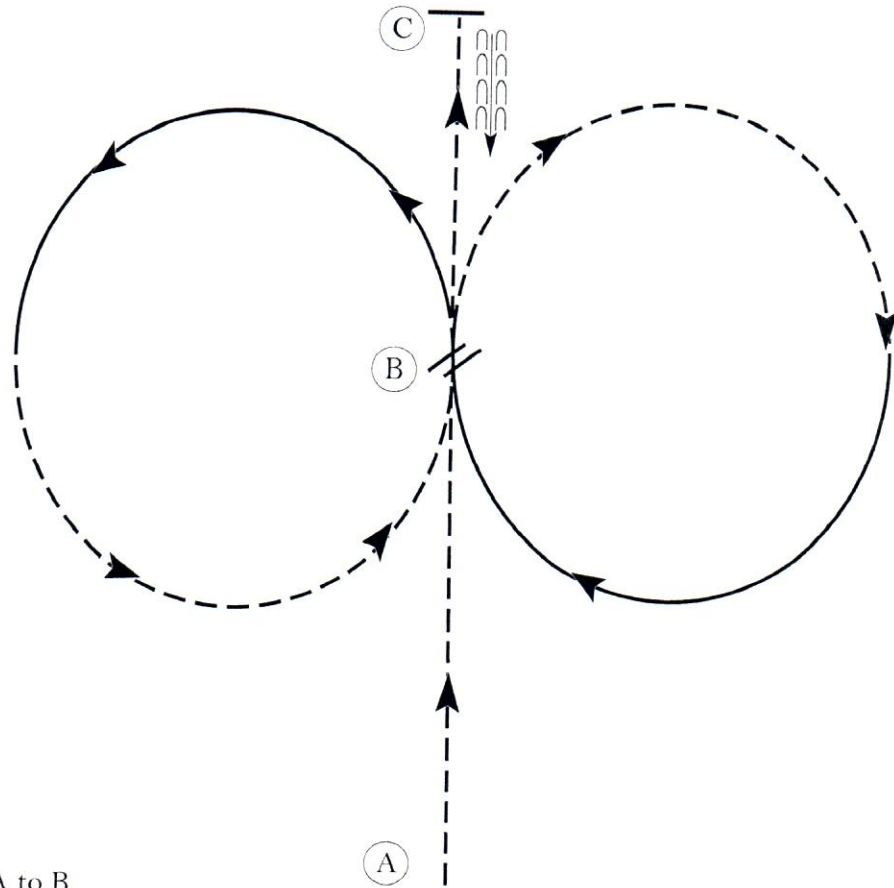
Pattern Provided by:
RICHARD SPINKS

AM/YOUTH (ALL)

Show Date: 6/16-17/2023

www.HorseShowPatterns.com

www.HorseShowPatterns.com



1. Sitting trot A to B
2. At B posting trot on the left diagonal in a half circle.
3. Canter on the right lead back to B.
4. Change leads at B and canter on the left lead in a half circle.
5. Posting trot on the right diagonal back to B.
6. Sitting trot to C.
7. Stop at C and back approximately one horse length.

Exit at a sitting trot.

Walk	-----
Trot	- - - - -
Extended Trot	— — — — —
Canter	—————
Leg Yield	
Lead Change	— / —
Back	←←←←←
Marker	⊙ B
Sidepass	— — — — —
Hand Gallop	—————

[HSE/3-21]

Pattern Provided by:
RICHARD SPINKS